


PLEASE READ CAREFULLY BEFORE SETTING UP YOUR DISPLAY!

# xpressions **SNAP!**

AVOID DAMAGE TO YOUR DISPLAY, USE PROPER SET-UP PROCEDURE.  
**ONE PERSON SET-UP**



1. Unpack the display.



2. Place the frame on the floor - graphic side down - feet facing you.




3. Separate the frame slightly. Make sure graphics are not caught on the frame or connectors.




4. Locate center hubs.



5. Reach in midway to grab the frame poles.



6. With an even and controlled motion, extend your arms up and out until you hear the snap!



7. Enjoy your display!