

## CONGRATULATIONS!

Like thousands of Nomadic Display owners around the world, you now own the highest quality portable/modular display. Your Nomadic display is specially designed to give you the ultimate in versatility. The frame system integrates to meet your growing exhibit demands. And your 100% satisfaction is guaranteed by Nomadic.



### The Lifetime Warranty

Your FabLite frame is guaranteed for life. If it ever fails to function Nomadic Display will repair it free of charge for as long as you own it. Be sure to complete and return the enclosed warranty card immediately.

### Made by Nomadic Display

Superior in design and strength, your Nomadic Display is built in Nomadic's own manufacturing plants in the U.S. We use only premium grade materials and take pride in maintaining the highest standards of craftsmanship. Your display is delivered to you packed for maximum protection and quick assembly.



### Nomadic Cares, Please Recycle

All Nomadic aluminum frames and cases can be recycled.

We recommend that you assemble and repack your display prior to your first event. It is important to follow each step in the order indicated. If you need additional assistance or have any questions, please call your nearest Nomadic LifeLine:

North America:  
800.732.9395

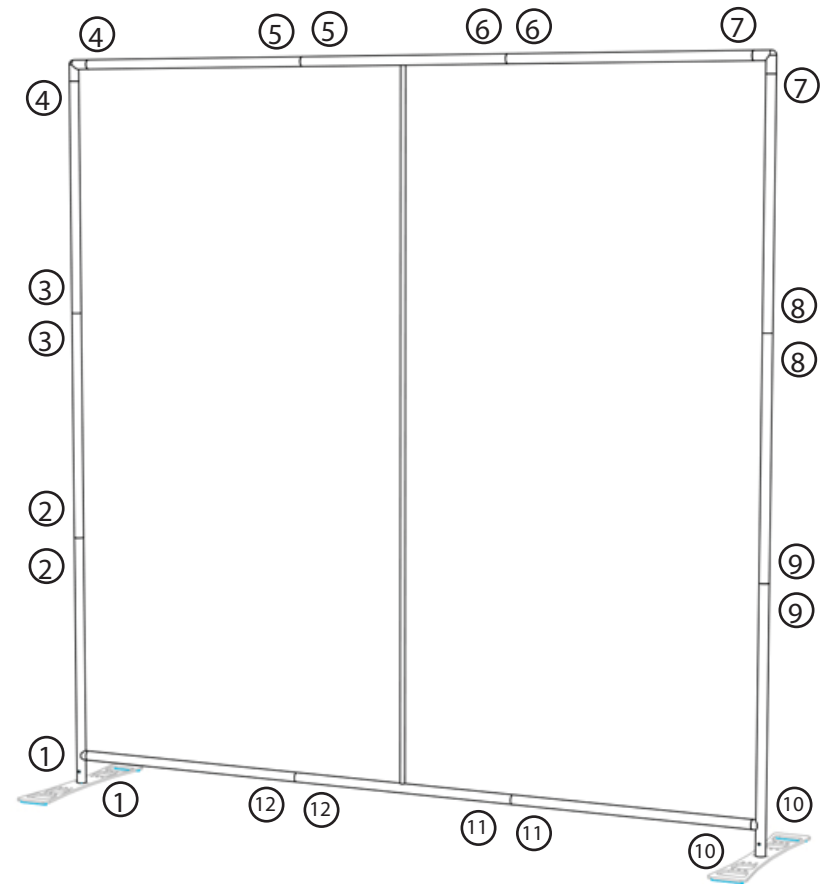
Ireland/Europe:  
+ 353.1.208.7261

United Kingdom:  
07699 734215

### TABLE OF CONTENTS

#### Setup Instructions


□ 10' Flat .....	2
Notes	
□ Additional Notes .....	4



## Setup Instructions



Lay out all parts.




Align like numbers in sequence. Align #1 to #1 and #2 to #2 and so on.



Insert tube until button lock engages.



Continue matching all numbers in the sequence.




Insert support pole into TOP and BOTTOM of the frame.



Slide graphic over the frame.



Zip graphic at the bottom.



Attaching the feet, remove the thumb screw. Squeeze and insert. Repeat for other foot.




Secure with thumb screw.



Add lighting. Tighten clamp on lighting.



Insert power cord.



Lift up the display.

Note: Use drop cloth and gloves provided in CAREKIT to prevent soil to graphic.

Revised: 1/30/17 758 Industrial Drive • Elmhurst, IL • 630-834-8773 • [www.prairiedisplay.com](http://www.prairiedisplay.com)

**Prairie**  
DISPLAY / CHICAGO, INC.





Your FabLite Flat display is complete.

Note: Use drop cloth and gloves provided in CAREKIT to prevent soil to graphic.

Revised: 1/30/17 758 Industrial Drive • Elmhurst, IL • 630-834-8773 • [www.prairiedisplay.com](http://www.prairiedisplay.com)

**Prairie**  
DISPLAY / CHICAGO, INC.



---

---

---

---

---

---

---

---

---

---

---

---

---

---

---

---

---

---

---

---

---

---

---